

LINESCAPES WALL

Extension of the famous Linescapes collection, a family of versatile floor, wall and ceiling lamps with high luminous efficiency based on a linear design. Structure with integrated electronics in extruded aluminium and diffuser in polycarbonate for an easy installation. Dimmable and available in white and black finishes.



LAMPING

Source	linear LED
Total power	19W
Emission	diffused, side emission
Tension	24V DC
Color temperature	2700K
Luminous flux	1125lm
Typ CRI	85
Energy class	A+
Materials	Aluminium + PC + ABS
Notes	side emission, driver not included

Codes

LIN LW2 31

Structure/Diffuser

white/grey/white

PACKAGE

Package 01

Dimension: 113x15x17 cm / Net weight: 2 kg / Gross weight: 3,5 kg

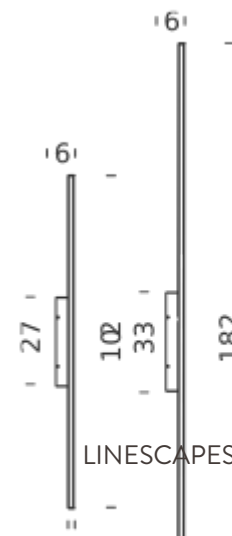
Certificazioni



REMOTE DRIVER



DRIVER ON BOARD



L102 | 3000K

LAMPING

Source	linear LED
Total power	19W
Emission	diffused, side emission
Tension	24V DC
Color temperature	3000K
Luminous flux	1125lm
Typ CRI	85
Energy class	A+
Materials	Aluminium + PC + ABS
Notes	side emission, driver not included

Codes

LIN LWD 31

Structure/Diffuser

white/grey/white

PACKAGE

Package 01

Dimension: 112x15x17 cm / Net weight: 2 kg / Gross weight: 3,5 kg

Certificazioni

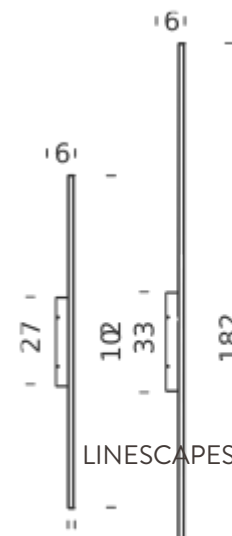


NEMO

REMOTE DRIVER



DRIVER ON BOARD



LAMPING

Source	linear LED
Total power	33W
Emission	diffused, side emission
Tension	24V DC
Color temperature	2700K
Luminous flux	1765lm
Typ CRI	85
Energy class	A+
Materials	Aluminium + PC + ABS
Notes	side emission, driver not included

Codes

LIN LW2 32

Structure/Diffuser

white/grey/white

PACKAGE

Package 01

Dimension: 18x22x190 cm / Gross weight: 3,5 kg

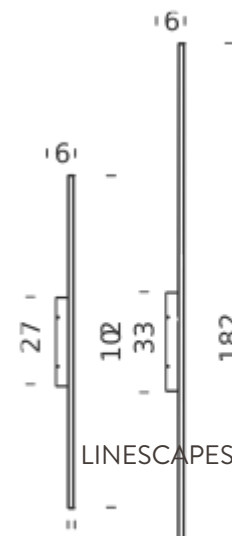
Certificazioni



REMOTE DRIVER



DRIVER ON BOARD



LAMPING

Source	linear LED
Total power	33W
Emission	diffused, side emission
Tension	24V DC
Color temperature	3000K
Luminous flux	1765lm
Typ CRI	85
Energy class	A+
Materials	Aluminium + PC + ABS
Notes	side emission, driver not included

Codes
LIN LWD 32

Structure/Diffuser
white/grey/white

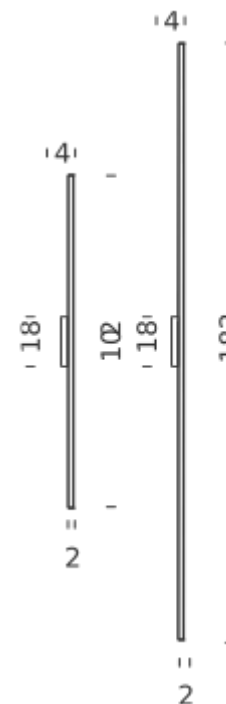
PACKAGE

Package 01 Dimension: 18x22x190 cm / Gross weight: 3,5 kg

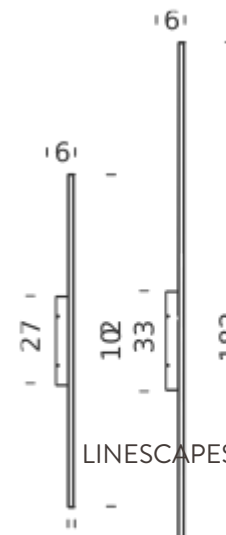
Certificazioni



REMOTE DRIVER



DRIVER ON BOARD



L102 DIMMABLE PUSH | 2700K

LAMPING

Source	Linear LED
Total power	19W
Emission	diffused
Switching	dimnable push
Tension	100/240V
Color temperature	2700K
Luminous flux	1125lm
Typ CRI	85
Dimensions	102x6x2
Notes	side emission, driver on board

Codes

LIN LW2 35

Structure

white

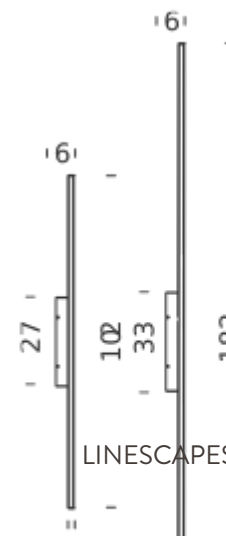
Certificazioni



REMOTE DRIVER



DRIVER ON BOARD



L102 DIMMABLE PUSH | 3000K

LAMPING

Total power	19W
Emission	diffused
Switching	dimnable push
Tension	100-240V
Color temperature	3000K
Luminous flux	1125lm
Typ CRI	85
Dimensions	102x6x2

Codes

LIN LWD 35

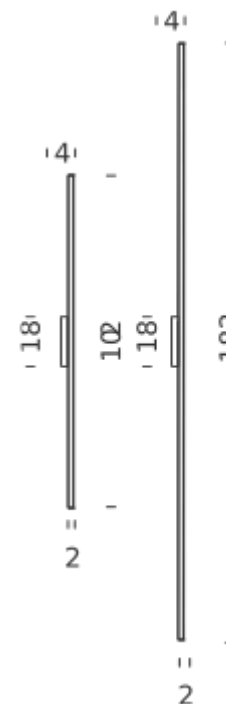
Structure

white

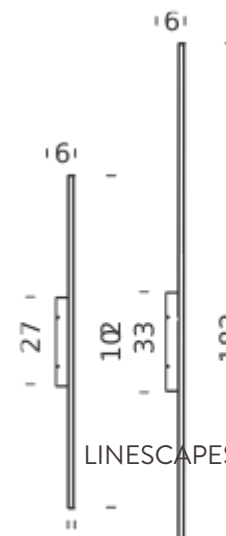
Certificazioni



REMOTE DRIVER



DRIVER ON BOARD



L182 DIMMABLE PUSH | 2700K

LAMPING

Source	Linear LED
Total power	33W
Emission	diffused
Switching	dimnable push
Tension	100-240V
Color temperature	2700K
Luminous flux	1765lm
Typ CRI	85
Dimensions	182x6x2
Notes	side emission, driver on board

Codes

LIN LW2 36

Structure

white

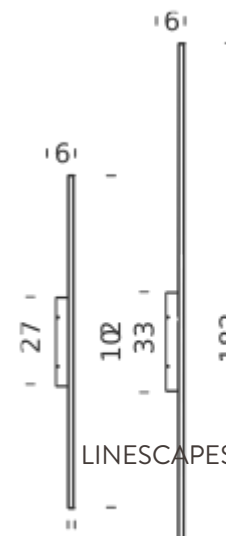
Certificazioni



REMOTE DRIVER



DRIVER ON BOARD



L182 DIMMABLE PUSH | 3000K

LAMPING

Total power	33W
Emission	diffused
Switching	dimnable push
Tension	100-240V
Color temperature	3000K
Luminous flux	1765lm
Typ CRI	85
Dimensions	182x6x2

Codes

LIN LWD 36

Structure

white

Certificazioni



REMOTE DRIVER



DRIVER ON BOARD

