



MØBLER

- EN FILOSOFI -

Kære Kunde

FDB Møbler er skabt til at give plads til mennesker. En filosofi der har været bøjlet i eg og bøg og flettet ind i sæderne siden 1942. Mange nye designere er kommet til siden, men det grundlæggende er stadig som fra begyndelsen: At frembringe smukke, funktionelle møbler af høj håndværksmæssig kvalitet, som giver plads til det daglige liv i stuerne, køkkenet eller på børneværelset. Og som kan holde til det år ud og år ind. FDB Møbler har for længst skrevet sig ind i dansk designhistorie med klassikere, som er gået i arv gennem generationer.

• C66 • Øst

Designer Stine Weigelt

PRODUKTINFORMATION

Stine Weigelt (f. 1978) er uddannet industriel designer fra Designskolen i Kolding i 2014. Hun arbejder til daglig med base i Aarhus og har i sit samarbejde med FDB Møbler kastet et nyt og friskt blik på, hvad der kendetegner et vellykket møbel i dag. Hun har tidligere tegnet en pindestol og et sofaborde for FDB Møbler. Hendes nyeste design til virksomheden består af en barstol og et barbord. Stine Weigelts møbelhåndværk er karakteriseret ved et stramt og enkelt design, hvor alt overflødig er skåret væk. Hun besidder både en respekt og fornemmelse for den arv, som FDB Møbler står for, og samtidig er hun ikke bange for at udfordre det eksisterende og søge nye måder at skabe møbler på. Som et eksistentielt udgangspunkt, søger hun løsninger med en høj grad af funktionalitet, æstetik og kvalitet, der skal spille sammen og gå op i en højere enhed. I hendes møbler er mennesket i fokus. Funktionsdygtige og brugbare møbler til forskellige lejligheder.

Barbordet Øst er et let og samtidig stabilt møbel, der passer ind i en hvilken som helst boligindretning. Bordet er både moderne og klassisk i sit design og lever op til, hvad man forventer af denne møbeltype til et hjem i dag. Barbordet er fremstillet i massivt egetræ og kan fås i tre forskellige overflader. Enten natur eg, sortmalet og bejdet. De fire koniske ben er samlet af et enkelt metalkryds. Designeren bag er den talentfulde Stine Weigelt, hvis møbler er kendetegnet ved et minimalistisk og stilfuldt design. Hendes filosofi er at skære alt overflødig væk og finde ind til møblets inderste kerne og funktion, hvilket er i tråd med FDB Møblers oprindelige tanker om, hvad et møbel skal være. Et møbel er til at bruge og skal tjene dets bruger. Et møbel skal ikke være et kunstværk. Stine Weigelts design er altså enkelt, men uden at være neutralt. Det har kant og en kunstnerisk finesse. Barbordet Øst er suppleret med en barstol i samme stilrene formsprog.

“Jeg søger løsninger med en høj grad af funktionalitet, æstetik og kvalitet. Skabt med brugeren i fokus”

Citat Stine Weigelt

Så selv om dit møbel er helt nyt, er det allerede et arvestykke. Fordi det bærer alle de værdier, som vi blev født med og som stadig holdes i hævd. Både når vi producerer vores store klassikere, relancerer møbler fra vores designarkiver eller introducerer helt nye designs, der aldrig før er set. Vi håber, at du bliver glad for din nyerhvervelse. Og at den vil bidrage med al den livskvalitet, som har været tiltænkt, siden vores første møbel voksede ud af tegnebrættet.

VEDLIGEHOLDESTINFORMATION

- **Dagligt brug:** Som udgangspunkt er FDB Møbler designet og produceret til at indgå i dagligt brug i hjemmet.
- **Vedligeholdelse:** Med enkel vedligeholdelse vil dit møbel bringe glæde og gavn mange år frem i tiden. Bordet kræver blot beskeden vedligeholdelse, da den er leveret med en lakeret eller malet overflade.
- **Den daglige rengøring** klares med en hårdt opvredet klud. Det frarådes at bruge rengøringsmidler til den daglige rengøring. Brug kun rent vand.
- **Undgå så vidt muligt at placere bordet i direkte sollys**, da solens stråler vil mørkne træet.
- **Vær opmærksom på at almindeligt lys påvirker træet**, og det er derfor helt naturligt, at bordet farvenuance ændres en smule med tiden. Det anbefales derfor at flytte rundt på eventuelle pyntegenstande med jævne mellemrum – for at undgå misfarvninger.
- **Vær opmærksom på, at hvis bordet placeres på et blødere trægulv**, kan benene efterlade mærker. Dette kan dog let imødegås ved at montere filtdupper under bordets ben.



Alle FDB Møbler FSC-certificeret. FSC-mærket som anbefales af WWF Verdensnaturfonden og Greenpeace sikrer, at skoven dyrkes og fældes med hensyn til natur, dyr og mennesker.



MØBLER

- EN FILOSOFI -

Indhold



A x4

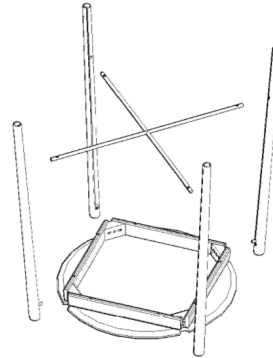



B x4

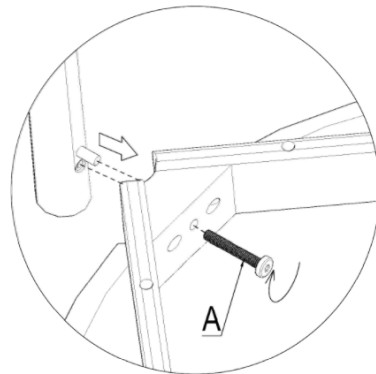


C x1

1

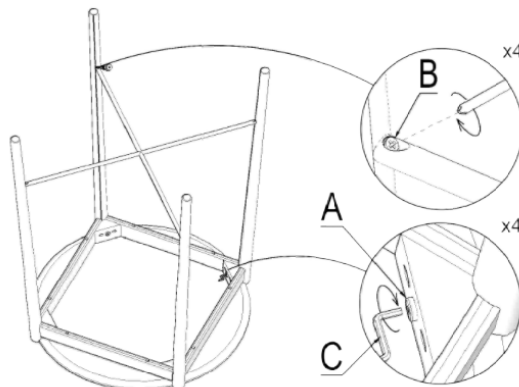


2



Placer bordpladen med toppen nedad på et skånsomt underlag, placer herefter ét ben ad gangen og skru boltene let i så benet stadig sidder løst.

3



Placer krydset og skru det fast med de tilhørende skruer. Spænd herefter boltene efter og vend bordet.



MØBLER

- EN FILOSOFI -

“I am looking for solutions with a high level of functionality, aesthetics and quality. Created with the user in focus”

Quote: Stine Weigelt

Dear Customer

FDB Møbler was founded out of a desire to create furniture that makes room for people – a philosophy which has been shaped in oak and beech and woven into seats since 1942. New generations of designers have joined the team since then, but the fundamental mission remains the same: To produce beautiful, functional pieces of furniture made to high standards of craftsmanship that make room for everyday life in living rooms, kitchens and children’s bedrooms. And which can withstand wear and tear, year in and year out. FDB Møbler wrote itself into the annals of Danish design

history long ago with classics that have been passed down for generations. So even if your furniture is brand new, it is already an heirloom, because it is imbued with all the values that we were born with, and which are still honoured to this day when we produce our classics, relaunch furniture from our design archives, or introduce brand-new designs. We hope you will be happy with your new purchase, and that it will enhance your quality of life, as this has been the intention ever since our first pieces of furniture emerged from the drawing board.

• C66 • Øst

Designer Stine Weigelt

PRODUCT INFORMATION

The Øst (East) bar table is a lightweight yet stable piece of furniture which is extremely versatile. The design is both modern and classic, epitomising everything you would expect of such a piece of furniture for the modern home. The bar table is made of solid oak, and is available with three different surfaces: natural oak, black painted and stained. The four tapered legs are held in place by a single metal cross. The table is the work of the talented designer Stine Weigelt, whose furniture is characterised by a minimalist and stylish design. Her philosophy involves dispensing with anything superfluous to reveal the essential functionality of the furniture, which ties in perfectly with FDB Møbler’s original ideas about what a piece of furniture should be. In other words, furniture is for using, and it must serve its user. A piece of furniture should not be a work of art. Stine Weigelt’s designs are therefore simple, but without being bland. Her designs are distinguished by their edge and artistic finesse. The Øst bar table is complemented by a bar stool in the same clean style.

STINE WEIGELT

Stine Weigelt (b. 1978) graduated from Design School Kolding in 2014. She is based in Aarhus, and in her collaboration with FDB Møbler has shone a fresh light on what constitutes good furniture today. She has previously designed a spindleback chair and a coffee table for FDB Møbler. Her latest design for the company is a bar stool and a bar table. Stine Weigelt’s furniture design is distinguished by its stringent and simple style, where everything superfluous has been pared away. Her work is imbued with a sense of respect for the FDB Møbler heritage, yet boldly challenges the status quo and explores new ways of creating furniture. Her existential starting point is to seek solutions with a high degree of functionality, aesthetics and quality – and synergistic effects. In her furniture design, her focus is on the user. On functional and practical furniture for different situations.

CARE INSTRUCTIONS

- The table only requires a small amount of maintenance since it comes with a lacquered surface
- Use a slightly damp cloth for daily cleaning. Generally, it is not a good idea to use cleaning agents – just clean water. If a cleaning agent is used occasionally, it is important to dry the surface immediately afterwards with a clean cloth
- Avoid scraping or scratching the surface when cleaning
- In the unlikely event of spillages, immediately wipe up the spillage with an absorbent, colourfast cloth.
- Avoid placing hot objects such as tea-lights directly on the wood
- Please note that ordinary light affects the wood, and therefore the colour of the wood will naturally change slightly over time. In so far as possible, avoid placing the table in direct sunlight, as the sunshine will darken the wood. It is therefore a good idea to move any decorative objects around at regular intervals to avoid discoloration.
- Please note that the legs may leave marks on soft wooden floors. However, this can easily be prevented by putting felt pads under the legs.



FDB Møbler is manufactured using only FSC-certified wood. FSC certification ensures that no more trees are felled than the forest can reproduce. At the same time, the FSC label guarantees that forest animals and plants are protected, and that the forest workers receive training, safety equipment and a reasonable pay. When you, the consumer, choose FSC, you are helping to protect the natural environment and ensure proper social conditions in the forests where the wood is sourced. In choosing products made with FSC wood, you are supporting forest owners who have chosen to manage their forests in a way that respects the people who work there and the fauna for which the forest is their habitat. For further information, visit www.fsc.dk.



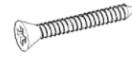
MØBLER

- EN FILOSOFI -

Indhold



A x4

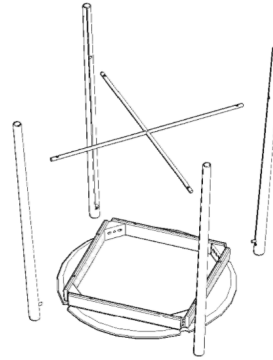



B x4

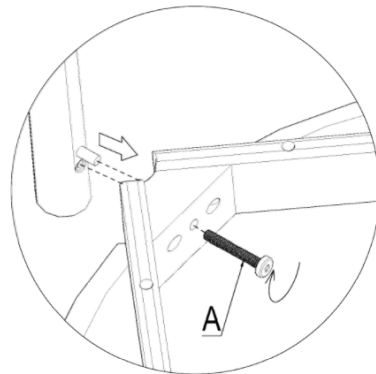


C x1

1

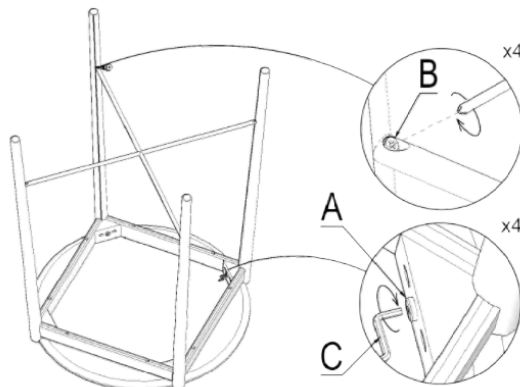


2



Place the table with the top downward on a gentle surface. Place one leg at a time and tighten the bolts gently, so the leg is still loose.

3



Place the cross and tighten with the appropriate screws. Tighten all screws once again, to make sure everything is in order. Turn the table around.